

DATASHEET

TWISTERS® EARPLUGS

PROTECTION AGAINST NOISE

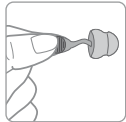


Twisters® Cord 6441



Twisters® Trio Cord 6451

CHARACTERISTICS



Easy insertion

Large handle for easy insertion & removal



Hygienic

No rolling necessary - plugs stay hygienic clean and can be used more than once



Comfortable

Easy in-ear fit adjustment due to unique multi-curved stem



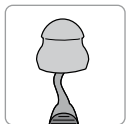
Cord

Allows the plugs to be worn around the neck



100% PVC-free

All Moldex products and packaging are completely free from PVC



Soft foam pod

Soft foam pod for a comfortable, snug seal



Washable

Plugs made of soft durable material - washable and hygienic



Soft

Soft and flexible flanges



PocketPak®

Comes with handy PocketPak® storage container

ATTENUATION DATA

The Moldex range of hearing protection products passes the EN 352-2 minimum attenuation requirements set out in the table below.

Minimum attenuation requirement (dB) EN 352

| Freq. (Hz) | 63 | 125 | 250 | 500 | 1000 | 2000 | 4000 | 8000 |
|-----------------------|----|-----|-----|------|------|------|------|------|
| APV _f (dB) | - | 5.0 | 8.0 | 10.0 | 12.0 | 12.0 | 12.0 | 12.0 |

Twisters® Cord (6441)

| Freq. (Hz) | 63* | 125 | 250 | 500 | 1000 | 2000 | 4000 | 8000 |
|-----------------------|-----------|------|-----------|-----------|------|--------------------|------|------|
| M _f (dB) | 32.9 | 32.9 | 30.6 | 33.4 | 34.5 | 37.7 | 40.7 | 45.7 |
| s _f (dB) | 5.2 | 5.2 | 5.1 | 4.9 | 4.6 | 4.2 | 3.3 | 4.6 |
| APV _f (dB) | 27.7 | 27.7 | 25.5 | 28.5 | 29.9 | 33.5 | 37.4 | 41.1 |
| Size: 10-14 | H = 34 dB | | M = 30 dB | L = 28 dB | | SNR = 34 dB | | |

*EN ISO 4869-2:1995. 125 Hz test values are used.

Twisters® Trio Cord (6451)

| Freq. (Hz) | 63 | 125 | 250 | 500 | 1000 | 2000 | 4000 | 8000 |
|-----------------------|-----------|------|-----------|-----------|------|--------------------|------|------|
| M _f (dB) | 31.1 | 29.7 | 33.3 | 33.2 | 37.5 | 34.9 | 36.3 | 43.0 |
| s _f (dB) | 5.3 | 4.7 | 5.2 | 4.8 | 4.1 | 4.6 | 4.5 | 3.6 |
| APV _f (dB) | 25.7 | 25.0 | 28.1 | 28.4 | 33.4 | 30.4 | 31.7 | 39.4 |
| Size: 8-12 | H = 32 dB | | M = 31 dB | L = 29 dB | | SNR = 33 dB | | |

M_f = Mean sound attenuation

s_f = Standard deviation

APV_f = Assumed protection value

MATERIALS

Twisters® are made of the following materials:

Twisters® Cord (6441): PUR, PC, TPE

Twisters® Trio Cord (6451): PC, TPE

WEIGHT (PER PAIR)

Twisters® Cord: 2.5 g

without Cord: 1.3 g

Twisters® Trio Cord: 2.8 g

DATASHEET

TWISTERS® EARPLUGS

PROTECTION AGAINST NOISE



CERTIFICATION

The Moldex range of hearing protection products meet the requirements of EN 352 and are CE-marked in accordance with the requirements of EU regulation (EU)2016/425.

Responsible for type examination (Module B):
FIOH (0403) in Helsinki (Finland)

Responsible for monitoring of production (Module D):
IFA (0121) in St. Augustin (DE).

The products are manufactured in an ISO 9001 certified plant.

TESTING

The earplugs of the Moldex Hearing Protection range have been tested to EN 352-2 and fulfil all requirements of the relevant categories.

Ignitability

The earplugs shall not ignite upon application of a heated rod, nor continue to glow after the removal of the heated rod.

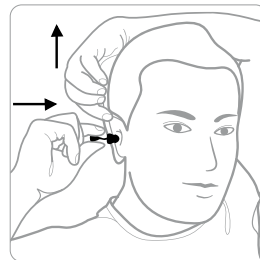
Construction

All parts of the earplugs are designed and manufactured so that they are not liable to cause physical damage to the wearer when fitted and used according to the instructions.

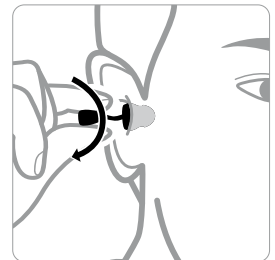
INSTRUCTION FOR USE

- The products must be used in accordance with the relevant national legislation.
- Warning: disregarding the instructions for use and fitting instructions for these products can affect the product efficiency in protecting against noise.
- The products should be stored in a cool, dry environment.
- The products may be adversely affected by direct contact with certain chemical substances (e.g. aromatic hydrocarbons).
- The products are reusable provided the hygiene of the product is maintained between each use. Clean with mild soap and water.
- Allow the plugs to fully dry after cleaning/disinfection.

INSTRUCTIONS FOR FITTING

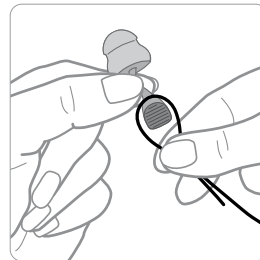


1. Reach above the head and pull the ear gently upwards. Slide the plug into the ear canal.

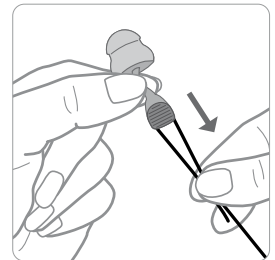


2. Rotate the plug slightly whilst inserting to find your fit.

TWISTERS® CORD ONLY



To attach cord, form a loop, position around groove at handle.



Pull down to lock in place.

INFO

For help on selection and training please contact us.
We offer a wide range of training packages and support material.

Moldex-Metric AG & Co. KG
Unit 9, Glaisdale Point
Off Glaisdale Drive, Bilborough
Nottingham. NG8 4GP

Tel.: +44 (0)115 985 4288
Fax: +44 (0)115 985 4211
www.moldex-europe.com
info@uk.moldex-europe.com