



6220 Z2



6105 Hygiene kit

Characteristics

The Moldex Z2 is ideal to protect from intermittent noise – or for those who cannot achieve a safe and comfortable fit with earplugs.

All Moldex hearing products have been designed with the user in mind. High levels of comfort have been engineered into the products without compromising the optimal protection.



100% PVC-Free

All Moldex products and packaging are completely free from PVC.

Certification

The Moldex range of hearing protection products meet the requirements of EN 352 and are CE-marked in accordance with the requirements of EU regulation (EU)2016/425.

Responsible for type examination (Module B) and monitoring of production (Module D):

IFA (0121) in St. Augustin (DE).

The products are manufactured in an ISO 9001 certified plant.

Materials

Cup: Polypropylene

Cup-foam: Polyurethane

Cushion: Polyurethane, TPE

Cushion foam: Polyurethane

Head band: Polyacetale

Flexible strap: Polyurethane

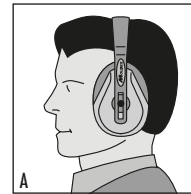
Weight

Z2 (6220): 259 g

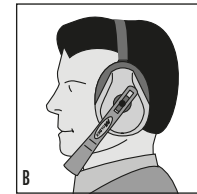
Attenuation Data

The Moldex Z2 passes the EN 352 minimum attenuation requirements set out in the table below.

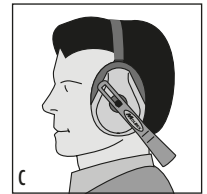
The full attenuation data tables for the Moldex earmuff "Z2" (6220) is presented below. The "Z2" can be worn in three positions. On head, behind neck or under chin in conjunction with head protection.



On head



Under chin



Behind neck

Z2 6220 – A – On head

Freq (Hz)	125	250	500	1000	2000	4000	8000	SNR	H	M	L
m_t (dB)	12.8	20.8	28.0	35.2	34.1	36.8	36.5	30.6	34.8	28.9	20.6
s_t (dB)	3.7	3.0	2.9	4.2	4.2	3.2	7.1	2.4	3.6	2.2	2.9
APV_t (dB)	9.1	17.8	25.1	31.0	29.9	33.6	29.4	28	31	27	18
Size: M/L								SNR = 28 dB			

Z2 6220 – B – Under chin / C – Behind neck

Freq (Hz)	125	250	500	1000	2000	4000	8000	SNR	H	M	L
m_t (dB)	12.8	18.5	25.3	34.3	36.6	38.7	38.5	30.0	36.4	27.6	19.8
s_t (dB)	3.5	2.3	2.5	4.9	4.7	4.6	4.1	2.4	3.5	2.4	2.6
APV_t (dB)	9.3	16.2	22.8	29.4	31.9	34.1	34.4	28	33	25	17
Under chin: Size M/L / Behind neck: Size S								SNR = 28 dB			

m_t = Mean sound attenuation
s_t = Standard deviation
APV_t = Assumed protection value

Testing

The Z2 has been tested to EN 352 and fulfills all requirements of the relevant categories.

Ignitability

The earmuff will not ignite upon application of a heated rod, nor continue to glow after the removal of the heated rod.

Construction

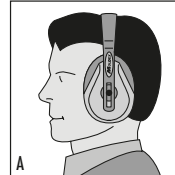
All parts of the earmuff are designed and manufactured so that they are not liable to cause physical damage to the wearer when fitted and used according to the instructions.

Instructions For Use

- The earmuff must be used in accordance with the relevant national legislation, and fitted, adjusted and maintained according to the user instructions.
- Warning: Disregarding the user and fitting instructions for this product can affect the product efficiency in protecting against noise.
- Check the earmuff and cushions before use. Change them if they are damaged.
- Earmuffs, and in particular cushions, may deteriorate with use and should be examined at frequent intervals, for cracking and leakage for example.
- Products should be stored in a cool, non-contaminated and dry environment. They should not be exposed to direct sunlight or heat.
- The product may be adversely affected by direct contact with certain chemical substances (e.g. aromatic hydrocarbons).
- Earmuffs are reusable provided the hygiene of the product is maintained between uses. Clean with mild soap and water.
- We suggest replacing cushions and inserts from the hygiene kit every 6 months. This will ensure optimum levels of comfort and protection are maintained. The fitting of "hygiene covers" to the cushions may affect the acoustic performance of the earmuffs.

Instructions for fitting Z2 (6220)

Please note: In Conjunction with head protection Z2 can be worn under chin (B) or behind neck (C).



A. Z2 on head

When putting on the earmuff, the headband needs to be positioned in the middle of the head and the cushions need to cover the ears.



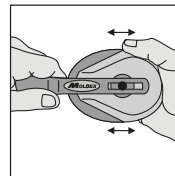

B. Z2 under chin

When putting on the earmuff with the headband under chin, the black/flexible strap needs to be inserted in the loop on the top of the cups (see: 1+2) and position the strap in the middle of the head. The cushions need to cover the ear.



C. Z2 behind neck


When putting on the earmuff with the headband behind neck, the black flexible strap needs to be inserted in the loop on the top of the cups (see: 1+2) and position the strap in the middle of the head. The cushions need to cover the ear.



The position of the cup can be changed by moving the headband.

If the Z2 is worn behind the neck, select the smallest head band size.

Hygiene kit (6105)



The foam inserts and cushions are detachable and can be replaced by spare parts from the "hygiene kit" (product Number 6105).

Info

For help on selection and training please contact us. We offer a wide range of training packages and support material.

Moldex/Metric AG & Co. KG

Unit 9, Glaisdale Point
Off Glaisdale Drive, Bilborough
Nottingham. NG8 4GP
Tel.: +44 (0)115 985 4288
www.moldex-europe.com
info@uk.moldex-europe.com