

DATASHEET

FFP MASKS

PROTECTION AGAINST DUST, MIST & FUMES




Smart Series – Smart Active

FFP2 NR D

 **2435** with Ventex®-valve
+ gases < WEL*

FFP2 NR D

 **2445** with Ventex®-valve
+ ozone

FFP3 NR D

 **2535** IonicAir®
with Ventex®-valve + gases
+ ozone < WEL*

CHARACTERISTICS



ActivForm®

Automatically fits to the face.
No manual adjustments by the user are necessary.



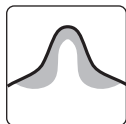
DuraMesh®

Masks have a strong and durable structure.



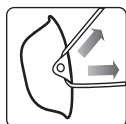
Ventex®-valve

Starts to open even at low exhalation pressure and significantly reduces moisture and heat inside the mask.



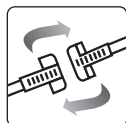
Nose seal

The flexible nose seal improves fit and provides optimum wearing comfort.



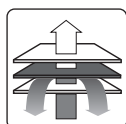
Adjustable Strap

Makes it easier to take the mask on and off and to adjust to different head/neck dimensions.



Clip

Easy on & off; mask can be worn around the neck during breaks.



Activated charcoal layer

Designed to provide nuisance relief (2435, 2535) or protection against ozone (2445).



Dolomite clogging test

Masks have passed the Dolomite clogging test.
Better breathing resistance for longer.



100% PVC-FREE

All Moldex products and packaging are completely free from PVC.

CERTIFICATION

The Moldex Smart FFP-masks meet the requirements of EN149:2001 + A1:2009. The products are CE-marked in accordance with the requirements of EU regulation (EU)2016/425. The IFA (0121) in St. Augustin (Germany) is responsible for type examination (Module B) and monitoring of production (Module D). The products are manufactured in an ISO 9001 certified plant.

MATERIALS

Filter Layer, Inner Shell, DuraMesh®: Polypropylene, Ethylene-vinyl acetate (EVA)

Nose Seal, Clip: Polyethylene

Ventex®-valve: Natural Rubber

Head Strap: Polyester, Lycra

Vapour Filter Layer: Activated charcoal

WEIGHT

2435: 29 g **2445:** 29 g **2535 Ionic Air®:** 24 g

AREAS OF GENERAL USE

Level	WEL*	Hazard type
FFP2	10 x	HAZARDOUS FINE DUSTS, WATER AND OIL BASED MISTS/ AEROSOLS, BIOLOGICAL AGENTS OF RISK GROUP 2
FFP3	30 x	HARMFUL AND CARCINOGENIC DUSTS, WATER AND OIL BASED MISTS/ AEROSOLS, BIOLOGICAL AGENTS OF RISK GROUP 2 AND 3, CMR-SUBSTANCES

AREAS OF SPECIAL USE

Mask	GAS/ VAPOUR	Hazard type
2435	NUISANCE	ACID GASES
	NUISANCE	ORGANIC VAPOURS/ ODOURS
2445	10 x WEL	OZONE
2535	BELOW WEL	OZONE

NR (non reusable) = Single use. Comfortable and durable throughout the whole shift

(*WEL = Workplace Exposure Limit)

DATASHEET

FFP MASKS

PROTECTION AGAINST DUST, MIST & FUMES



TESTING ACCORDING TO EN 149:2001 + A1:2009

Total inward leakage

Ten test subjects perform a variety of exercises. During the exercises the amount of test aerosol that penetrates the filter, face seal and valve are sampled. The total inward leakage of 8 out of 10 test subjects shall not exceed the following levels:

Category	FFP2	FFP3
max. total inward leakage	8 %	2 %

The filter penetration after loading the filter with 120 mg paraffin oil according to DIN EN 149:2001 + A1:2009 shall not exceed the following levels:

Category	FFP2	FFP3
max. Filter penetration	6 %	1 %

Flammability

4 respirators are passed through a 800°C (+/- 50°C) flame with a speed of 6 cm/s. After passing through the flame the respirator has to self-extinguish.

Breathing Resistance

The breathing resistance produced by the filter of the respirator is tested at an airflow of 30 l/min and 95 l/min.

Category	max. breathing resistance according to EN 149	
	30 l / min	95 l / min
FFP2	0,7 mbar	2,4 mbar
FFP3	1,0 mbar	3,0 mbar

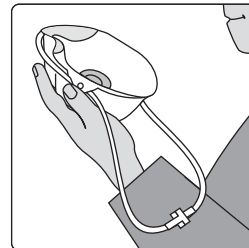
GAS/VAPOUR FILTRATION OF 2445

The activated charcoal layer of the 2445 filters out up to 10 x WEL of ozone for up to 8 hours.

INSTRUCTIONS FOR USE

- The user has to be trained and instructed in wearing the mask.
- The 2435 does not protect against values greater than nuisance levels of organic vapours/odours.
- The 2445 protects against values greater than 10 x the Workplace Exposure Limit of ozone.
- The oxygen concentration of the ambient atmosphere should be at 19,5 % Volume.
- These respirators may not be used if the concentration type, and properties of contaminants in the ambient atmosphere are unknown or at dangerous levels.
- Respirators should be disposed if damaged, if the breathing resistance becomes high due to clogging, or at the end of a shift.
- Never tamper with, alter or modify the respirator.

INSTRUCTIONS FOR FITTING



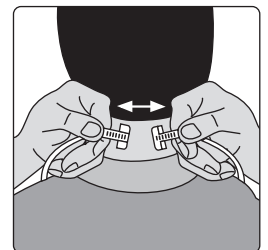
1. Pull strap to form a large loop.



4. Adjust strap by pulling loop on strap.




2. Place respirator on chin and pull loop over head tight to the neck.



5. During breaks unclip strap.



3. Pull upper strap and place on back of head.



6. Let mask hang around your neck.

INFO

For help on selection and training please contact us. We offer a wide range of training packages and support material.

MOLDEX/METRIC AG & Co. KG
Tübinger Straße 50
72141 Walddorfhäslach
Germany

Tel.: +49 (0) 71 27/81 01-02
Fax: +49 (0) 71 27/81 01-48
info@moldex-europe.com
www.moldex-europe.com