

Datasheet

FFP masks

Protection against Dust, Mist & Fumes

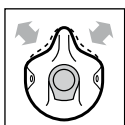


Air Series – Air Plus masks

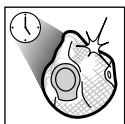
FFP2 R D

 **3305** with Ventex®-valve

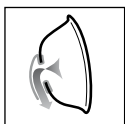
CHARACTERISTICS



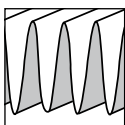
ActivForm®
Automatically fits to the face.
No manual adjustments by the user are necessary.




DuraMesh®
Masks have a strong and durable structure.



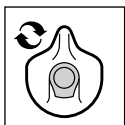
Ventex®-valve
Starts to open even at low exhalation pressure and significantly reduces moisture and heat inside the mask.



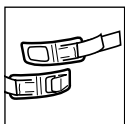
Low breathing resistance
Pleated filter technology reduces inhalation resistance by up to 50% whilst maintaining filtration performance.



Full face seal
3D face seal - like a rubber half mask - improves fit and provides optimum wearing comfort.



R* - Reusable
The full face seal can be wiped clean and gives the option of using the mask for more than one shift.



Adjustable Clip
Easy on & off; Adjustable strap for optimal fit and wearer comfort.



Dolomite clogging test
Masks have passed the Dolomite clogging test.
Better breathing resistance for longer.



100% PVC-FREE
All Moldex products and packaging are completely free from PVC.

*R (reusable) = Reusable. Can be cleaned, disinfected and used for more than one shift

FFP3 R D

 **3405** with Ventex®-valve

CERTIFICATION

The Moldex Air Plus FFP-masks meet the requirements of EN149:2001 + A1:2009 and are CE-marked in accordance with the requirements of European Directive 89/686/EEC. The IFA (0121) Germany is responsible for both type examination (Article 10) and monitoring of production (Article 11B). The products are manufactured in an ISO 9001:2000 certified plant.

MATERIALS

Filter Layer, Inner Shell, DuraMesh®: Polypropylene, Ethylene-vinyl acetate (EVA)

Clip: Polyethylene

Cushion Seal: TPE

Head Strap: Polyester, Natural Rubber

Ventex®-valve: Natural Rubber

WEIGHT

3305: 42 g **3405:** 42 g

AREAS OF USE

Level	WEL	Hazard type
FFP2	10 x	Examples
		FINE TOXIC DUSTS, FUMES, WATER AND OIL BASED MISTS/AEROSOLS Against toxic dusts, e.g. Aluminium Oxide, Bauxite, Borax, Brick Dust, Cellulose, Cement, Coal Dust, Gypsum, Limestone, Plaster of Paris, Pollen, Portland Cement, Sucrose, Sugar, Brake Dust, Calcium Oxide, China Clay, Concrete Dust, Cotton Dust, Granite, Hay, Lead Dust and Fume, Particulate Welding Fumes (no very toxic metals), Silica, Sodium Hydroxide, Wood Dust (softwood), Zinc Oxide Fume
FFP3	20 x	FINE TOXIC DUSTS, FUMES, WATER AND OIL BASED MISTS/AEROSOLS
		As FFP2 but at higher concentrations, plus: Ceramic Fibres, Chromates, Chromium, Cobalt, Nickel, Micro Organisms, radioactive and biochemical active Aerosols

(WEL = Workplace Exposure Limit)

Datasheet FFP masks

Protection against Dust, Mist & Fumes



TESTING ACCORDING TO EN 149:2001 + A1:2009

Total inward leakage

Ten test subjects perform a variety of exercises. During the exercises the amount of test aerosol that penetrates the filter, face seal and valve are sampled. The total inward leakage of 8 out of 10 test subjects shall not exceed the following levels:

Category	FFP2	FFP3
max. total inward leakage	8 %	2 %

The filter penetration after loading the filter with 120 mg paraffin oil according to DIN EN 149:2001 + A1:2009 shall not exceed the following levels:

Category	FFP2	FFP3
max. Filter penetration	6 %	1 %

Flammability

4 respirators are passed through a 800°C (+/- 50°C) flame with a speed of 6 cm/s. After passing through the flame the respirator has to self-extinguish.

Breathing Resistance

The breathing resistance produced by the filter of the respirator is tested at an airflow of 30 l/min and 95 l/min.

Category	max. breathing resistance	
	30 l / min	95 l / min
FFP2	0,7 mbar	2,4 mbar
FFP3	1,0 mbar	3,0 mbar

INSTRUCTIONS FOR USE

- The user has to be trained and instructed in wearing the mask.
- FFP masks do not protect against gases and vapours.
- The oxygen concentration of the ambient atmosphere should be at 19,5 % Volume.
- These respirators may not be used if the concentration type, and properties of contaminants in the ambient atmosphere are unknown or at dangerous levels.
- Respirators should be disposed if damaged, if the breathing resistance becomes high due to clogging.
- Never tamper with, alter or modify the respirator.

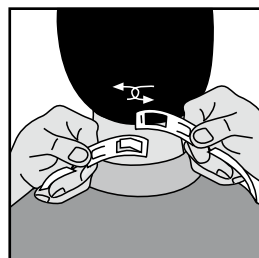
INSTRUCTIONS FOR FITTING




1.



4. Ensure respirator fits secure and comfortable. To fasten respirator pull strap at either side of the buckle.



2. Fasten the two buckles at the back of the neck.



5. Unbuckle to take off. During work breaks open the buckles and let the mask hang around the neck.



3. Place respirator on chin and lift upper strap to place on back of neck.

INFO

For help on selection and training please contact us. We offer a wide range of training packages and support material.

MOLDEX-METRIC AG & Co. KG
Tübinger Straße 50
72141 Walddorfhäslach
Germany

Tel.: +49 (0) 71 27/81 01-02
Fax: +49 (0) 71 27/81 01-48
info@moldex-europe.com
www.moldex-europe.com