

DATASHEET

FFP MASKS

PROTECTION AGAINST DUST, MIST & FUMES



AIR SERIES

FFP2 NR D · Size M/L	FFP2 NR D · Size S	FFP3 NR D · Size M/L	FFP3 NR D · Size S
3100 non valved	3150 non valved	3200 non valved	3250 non valved
3105 with Ventex®-valve	3155 with Ventex®-valve	3205 with Ventex®-valve	3255 with Ventex®-valve

CHARACTERISTICS



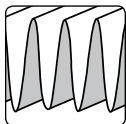
ActivForm®
Automatically fits to the face.
No manual adjustments by the user are necessary.



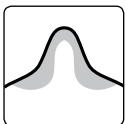
DuraMesh®
Masks have a strong and durable structure.



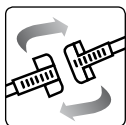
Ventex®-valve
Starts to open even at low exhalation pressure and significantly reduces moisture and heat inside the mask.



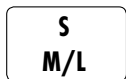
Low breathing resistance
Pleated filter technology reduces inhalation resistance by up to 50% whilst maintaining filtration performance.



Nose seal
The flexible nose seal improves fit and provides optimum wearing comfort.



Clip & Adjustable Strap
Easy on & off; mask can be worn around the neck during breaks.



Two sizes
For an optimal fit even for smaller faces.



Dolomite clogging test
Masks have passed the Dolomite clogging test, giving the user better breathing resistance for longer.



100% PVC-FREE
All Moldex products and packaging are completely free from PVC.

CERTIFICATION

The Moldex Air FFP-masks meet the requirements of EN 149:2001+A1:2009 and are CE-marked in accordance with the requirements of European Directive 89/686/EEC. The IFA (0121) Germany is responsible for both type examination (Article 10) and monitoring of production (Article 11B). The products are manufactured in an ISO 9001 certified plant.

MATERIALS

Filter Layer, Inner Shell, DuraMesh®: Polypropylene, Ethylene-vinyl acetate (EVA)
Nose Seal, Clip: Polyethylene
Head Strap: Polyester, Lycra
Ventex®-valve: Natural Rubber

WEIGHT

3100: 26 g **3105:** 29 g **3150:** 21 g **3155:** 25 g
3200: 28 g **3205:** 30 g **3250:** 23 g **3255:** 25 g

AREAS OF USE

Level	WEL	Hazard type Examples
FFP2	10 x	HAZARDOUS FINE DUSTS, WATER AND OIL BASED MISTS/ AEROSOLS, BIOLOGICAL AGENTS OF RISK GROUP 2
		Toxic dusts, aluminum oxide, bauxite, borax, brick dust, cement, gypsum, calcium oxide, concrete dust, granite, lead dust and fume, mould, wood dust (softwood), zinc oxide fume
FFP3	30 x	HARMFUL AND CARCINOGENIC DUSTS, WATER AND OIL BASED MISTS/ AEROSOLS, BIOLOGICAL AGENTS OF RISK GROUP 2 AND 3, CMR-SUBSTANCES
		As FFP2 but at higher concentrations, plus carcinogenic substances, ceramic fibres, brake dust, chromates, chromium, cobalt, nickel, wood dust (hardwood), micro organisms, radioactive and biochemical active aerosols, enzymes, viruses

(WEL = Workplace Exposure Limit)

NR (non reusable) = Single use.

Comfortable and durable throughout the whole shift

DATASHEET

FFP MASKS

PROTECTION AGAINST DUST, MIST & FUMES



TESTING ACCORDING TO EN 149:2001 + A1:2009

Total inward leakage

Ten test subjects perform a variety of exercises. During the exercises the amount of test aerosol that penetrates the filter, face seal and valve are sampled. The total inward leakage of 8 out of 10 test subjects shall not exceed the following levels:

Category	max. total inward leakage
FFP2	8 %
FFP3	2 %

The filter penetration after loading the filter with 120 mg paraffin oil according to DIN EN 149:2001 + A1:2009 shall not exceed the following levels:

Category	max. Filter penetration
FFP2	6 %
FFP3	1 %

Flammability

4 respirators are passed through a 800°C (+/- 50°C) flame with a speed of 6 cm/s. After passing through the flame the respirator has to self-extinguish.

Breathing Resistance

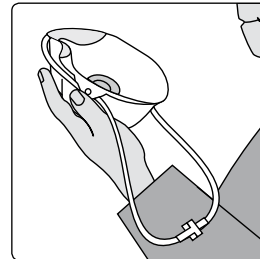
The breathing resistance produced by the filter of the respirator is tested at an airflow of 30 l/min and 95 l/min.

Category	max. breathing resistance according to EN 149	
	30 l / min	95 l / min
FFP2	0,7 mbar	2,4 mbar

INSTRUCTIONS FOR USE

- The user has to be trained and instructed in wearing the mask.
- FFP masks do not protect against gases and vapours.
- The oxygen concentration of the ambient atmosphere should be at least 19,5 % Volume.
- These respirators may not be used if the concentration type, and properties of contaminants in the ambient atmosphere are unknown or at dangerous levels.
- Respirators should be disposed if damaged, if the breathing resistance becomes high due to clogging.
- Never tamper with, alter or modify the respirator.

INSTRUCTIONS FOR FITTING



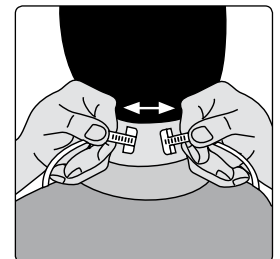
1. Pull strap to form a large loop.



4. Adjust strap by pulling loop on strap.



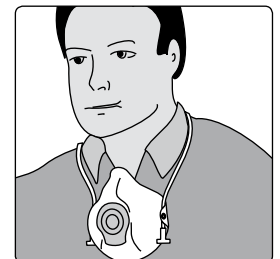
2. Place respirator on chin and pull loop over head tight to the neck.



5. During breaks unclip strap.



3. Pull upper strap and place on back of head.



6. Let mask hang around your neck.

INFO

For help on selection and training please contact us. We offer a wide range of training packages and support material.

MOLDEX-METRIC AG & Co. KG
Tübinger Straße 50
72141 Walddorfhäslach
Germany

Tel.: +49 (0) 71 27/81 01-02
Fax: +49 (0) 71 27/81 01-48
info@moldex-europe.com
www.moldex-europe.com